

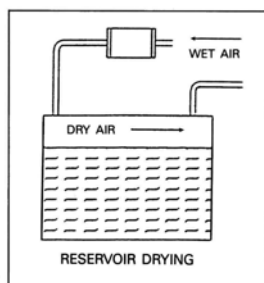
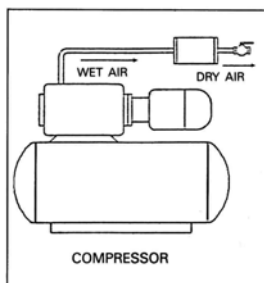
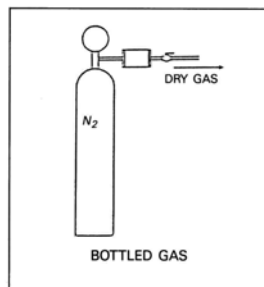
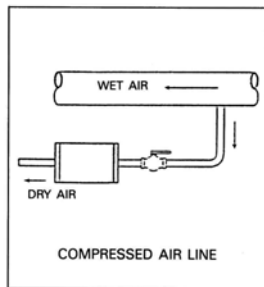
### Standard range of pipeline dryers

See detail drawings for full specification.

Part No	Desiccant Type	Desiccant Capacity	Maximum Working Pressure
BL/D4123/01	4A Molecular Sieves	60g	60 PSI
BL/D4123/02	4A Molecular Sieves	100g	60 PSI
BL/D4123/03	4A Molecular Sieves	200g	60 PSI
BL/D6927/01	Indicating Beaded Silica Gel	60g	20 PSI
BL/D6927/02	Indicating Beaded Silica Gel	100g	20 PSI
BL/D6927/03	Indicating Beaded Silica Gel	200g	20 PSI
BL/D6927/04	Indicating Beaded Silica Gel	300g	20 PSI
BL/D6927/05	Indicating Beaded Silica Gel	150g	20 PSI
BL/D8438/01	4A Molecular Sieves *	1000g	100 PSI
BL/D8438/02	13X Molecular Sieves *	1000g	100 PSI
BL/D8438/03	Beaded Silica Gel *	1000g	100 PSI

\*Note: Desiccant charges used on pipeline dryers BL/D8438/01-03, include a 20% mix (by weight) of indicating beaded silica. The indicating desiccant changes colour from orange to green when saturated and provides a visual indication of the condition of the main desiccant charge.

### Installation Guidance



- If a flexible pipe has to be used on the dry air side it should be P.T.F.E. Metal tubing is the best solution.
- Most pipeline dryers connect into the line by means of ¼" (6mm) diameter compression pipe couplings.
- If hydrocarbons cause a problem, then the addition of activated carbon is recommended. (Approximately 10% of the total desiccant weight)
- Leak test all connections before use.
- Do not exceed the maximum working pressure.

### **Operating Schematics**

### **Desiccant Refills**

A comprehensive range of desiccant refills are available for all pipeline dryers from Brownell Limited.

---

This data is supplied for information purposes only and is subject to change without prior notification

Please contact Brownell Limited for any further information or guidance required.

Tel: 020 8965 9281

Fax: 020 8965 3239

E-mail: [info@brownell.co.uk](mailto:info@brownell.co.uk)